



**District Report Card: 2017**


<b>State:</b> Arunachal Pradesh	<b>District:</b> Kra Daadi
<b>Class:</b> 3	<b>Subject:</b> Language
<b>Schools:</b> 57	<b>Students:</b> 382


**Participation/Coverage**


**Students**

<div>GENDER</div> <div></div>	Boys				Girls			
	Number		%		Number		%	
	183		47.91		199		52.09	

<div>AREA</div> <div></div>	Rural				Urban			
	Number		%		Number		%	
	344		90.05		38		9.95	

<div>CATEGORY</div> <div></div>	SC		ST		OBC		GEN	
	Number	%	Number	%	Number	%	Number	%
	1	0.26	378	98.95	0	0.00	3	0.79

<div>CWSN</div> <div></div>	LD	VI	HI	S&LD	ID	Oth
	2	1	6	3	2	15

<div>Management</div> <div></div>	Government				Government-aided			
	Number		%		Number		%	
	358		93.72		24		6.28	

**Average Performance of Students in Language (%)**

Overall	Gender		Area		Management		Social Group			
	Male	Female	Rural	Urban	Govt.	Aided	SC	ST	OBC	GEN
55.20	57.38	53.20	53.90	67.02	54.32	68.33	0.00	55.11	0.00	84.44

## Performance on Learning Outcomes (LOs)

Learning Outcomes	Description	Average Performance(%)
L304	Reads small texts with comprehension i.e., identifies main ideas, details, sequence and draws conclusions	57.46
L312	Reads printed scripts on the classroom walls: poems, posters, charts etc.	50.68

Range of Performance of Students who Answered Correctly							
Below 30%		30% - 50%		50% - 75%		Above 75%	
Number	%	Number	%	Number	%	Number	%
59	15.45	96	25.13	141	36.91	86	22.51

## Lowest Performing Learning Outcomes (LOs)

1 - Reads printed scripts on the classroom walls: poems, posters, charts etc. (50.68)

2 - Reads small texts with comprehension i.e., identifies main ideas, details, sequence and draws conclusions (57.46)